

YEAR 2!


We've come a long way!

Check this out!



Just a quick summary –

- Outcomes data – YAY!
- Activity Data.
- Kerryn and Narelle to talk about how it was for them
- Issues – and ideas for improvement.



Is anyone better off?



The BIG 4 Measures used by Houses –

- Increased participation and connection (23)
- Improved skills and knowledge (18)
- Partners feel that Houses contribute to positive outcomes (15)
- People met their goals (10)

% - RESULTS! OUTCOMES!

- Increased participation & connection
86% said YES
- Improved skills and knowledge
82% said YES
- Partners feel that Houses contribute to positive outcomes
95% said YES
- People met their goals
92% said YES

How well did we do it? Quality measures.

Participants are happy with the design & content of activities

95% said YES

Participants complete the programs

90% do

Partners have a good relationship with the House

98% say they do

Connected Communities

people houses communication



How much did we do?

Summary of Activity Data

CONTACTS

687 240 ALL YEAR

477 Av. per week per House

VOLUNTEERS

1 258 people (approx)

3.8 FTE per House

PARTNERS

Av. **40** per House

CONSULTATION

Av. **12** per House

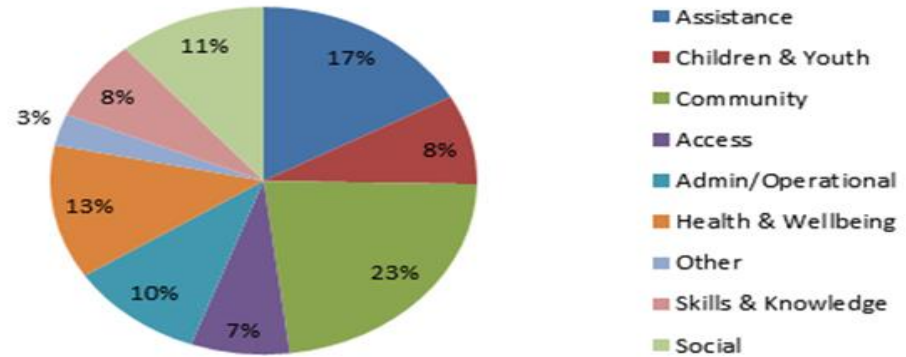


wow!



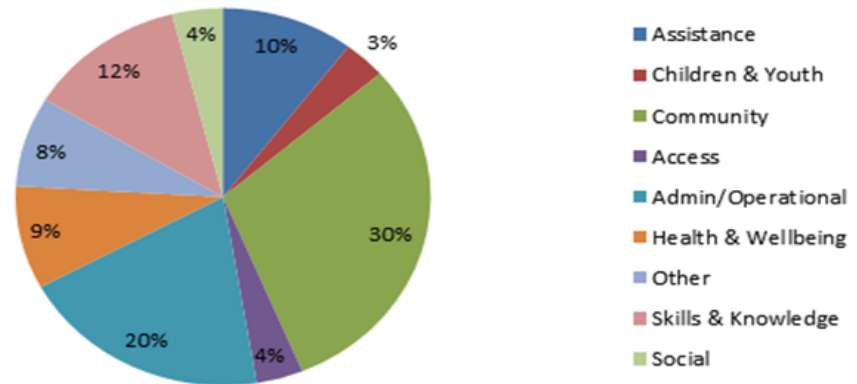
WHY DO PEOPLE COME TO HOUSES?

Activity range per week per House (Average)



VOLUNTEERS SUPPORTING THEIR COMMUNITIES

Volunteer support by Range of Activities across the Network





NHT's Reflections:


- Community development work is hard to measure
- *We can measure* changes for people who come to Houses
- Population-level outcomes – we are contributing
- Need to take care with how we use our data

Kerryn James

Assistant Coordinator at Warrane
Mornington Neighbourhood Centre

Narelle Whatley

Coordinator at Deloraine House Inc.



Some thoughts & reflections
about data and measuring
outcomes.....

Improvements:

Refine the counting of:

- **Administrative activities**
- **Participants**
- Are the measures right?
- **Information management is a huge challenge!**



Next Steps:

- Use your data
- Determine PA's for 2017-18
- Start planning for evaluations
- Design your surveys or information collection against your measures
- Activity data snapshot in November



Finally.....

Thanks for an amazing effort across the Network



Hat's off
to you
all!!